

IVISbrite™ HT-29 Red F-luc Bioluminescent Tumor Cell Line

Product Number: BW124353

Material Provided

Cells: 2 x 1 mL frozen aliquots (BW124353V)

Format: 1.0 x 10⁶ cells / mL in 95% FBS, 5% DMSO

DESIGNATION	HT-29 Red F-luc
Tissue	Human: colorectal adenocarcinoma
Source of Parental Line	ATCC (HTB-38)
Gene Transfer Vehicle	Red F-luc-Puro 3d generation lentivirus
Bioluminescence In Vitro	At least 30,000 photons/cell/sec. Exact number will vary depending on imaging and culturing conditions
Recommended Media and FBS	McCoy's 5a Modified Medium ATCC Cat. No. 30-2007. Supplement the above with 10% Hyclone Fetal Bovine Serum (FBS) GE HealthCare Cat. No. SH30071.
Recommended Storage Conditions	Remove frozen cells from dry ice packaging and immediately place cells at a temperature below -130°C, preferably in liquid nitrogen vapor, until ready to use.
Average Doubling Time	24 hours
Other Recommendations	When initially thawing, use T25 flask or 10cm plate. Cells should be ready to expand within 1-4 days. Antibiotics can be used in the media if desired after the initial thaw. (puromycin at 2ug/mL). Refer to Cell Culture Guidelines for more detailed instructions.



The Features

Revvity IVISbrite™ cell line models offer researchers the ability to:

- Monitor early tumor development
- Monitor tumor growth and metastases in vivo
- Quantify tumor burden in the whole animal
- Follow responses to therapeutic treatments non-invasively in longitudinal studies using the same cohorts of mice

Murine Pathogen Free

All Revvity cell lines are confirmed to be pathogen free by the IMPACT Profile I (PCR) at the University of Missouri Research Animal Diagnostic and Investigative Laboratory.

Cell Line Stability

Cell may undergo genotypic changes resulting in reduced responsiveness over time in normal cell culture conditions. Genetic instability is a biological phenomenon that occurs in all stably transfected cells. Therefore, it is recommended to prepare an adequate number of frozen stock at early passages.

Product Warranty

Revvity warrants that cells will be viable upon shipment from Revvity for a period of thirty days, provided they have been properly stored and handled during this period.

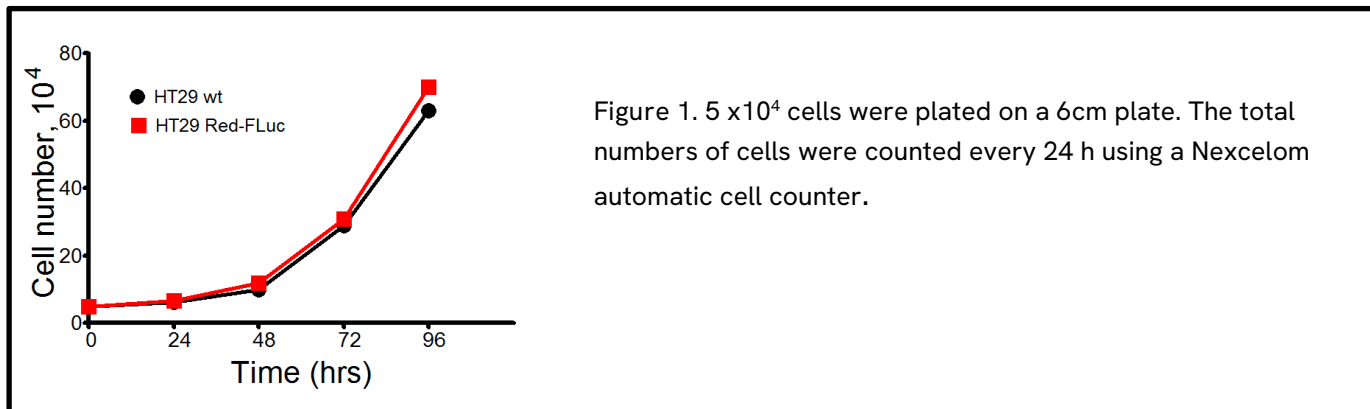
Human Colorectal Cancer Cell Line: HT-29 Red F-luc

HT-29 Red F-luc is a luciferase expressing cell line which was stably transfected with firefly luciferase gene from *Luciola Italica* (Red F-luc). The cell line was established by transducing lentivirus containing Red F-luc luciferase under the control of human ubiquitin C promoter. These cells will serve as a new tool to detect drug efficacy in vitro and in vivo with high sensitivity.

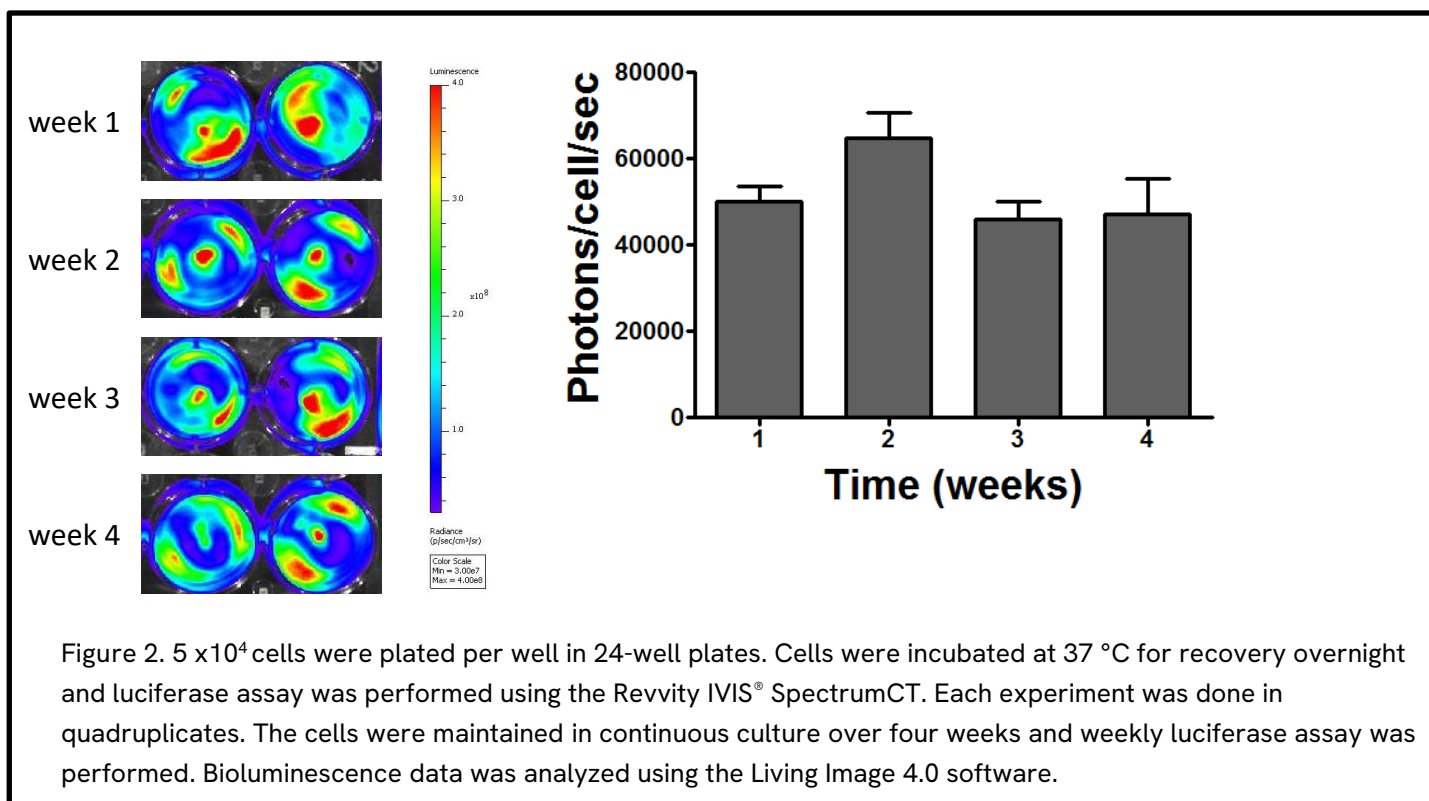


*Bioluminescence image
of HT-29 Red F-luc
subcutaneous tumor*

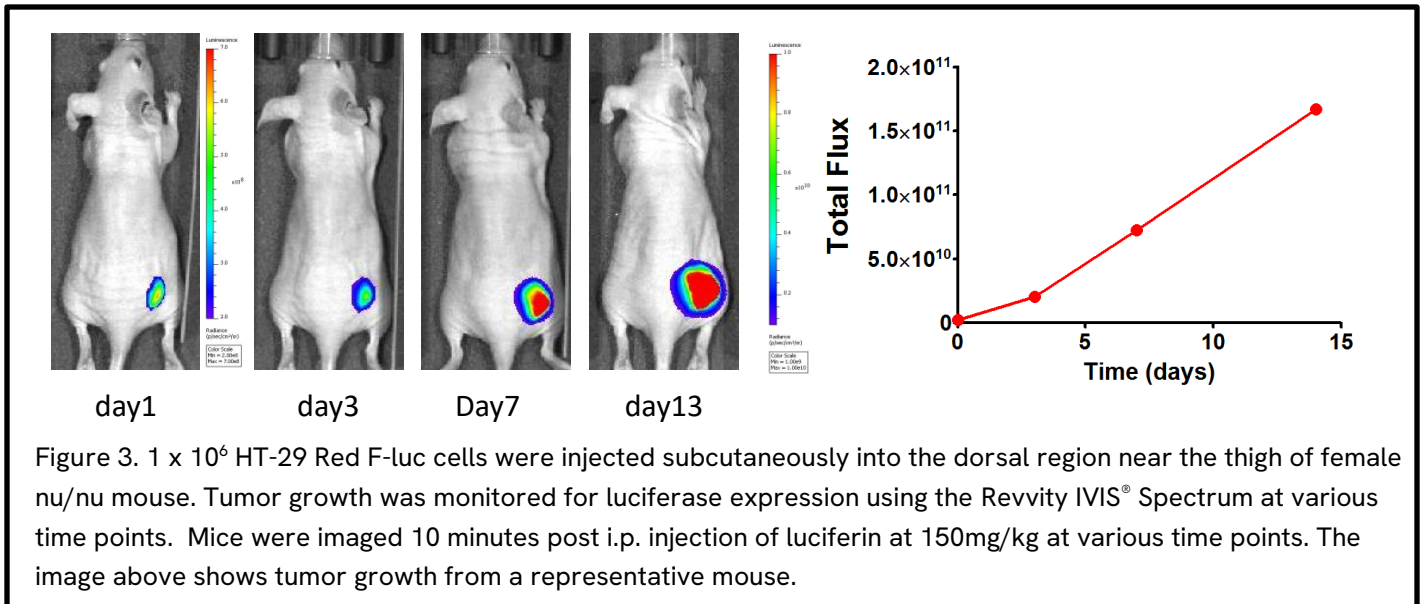
Growth Curve of HT-29 Red F-luc Cells



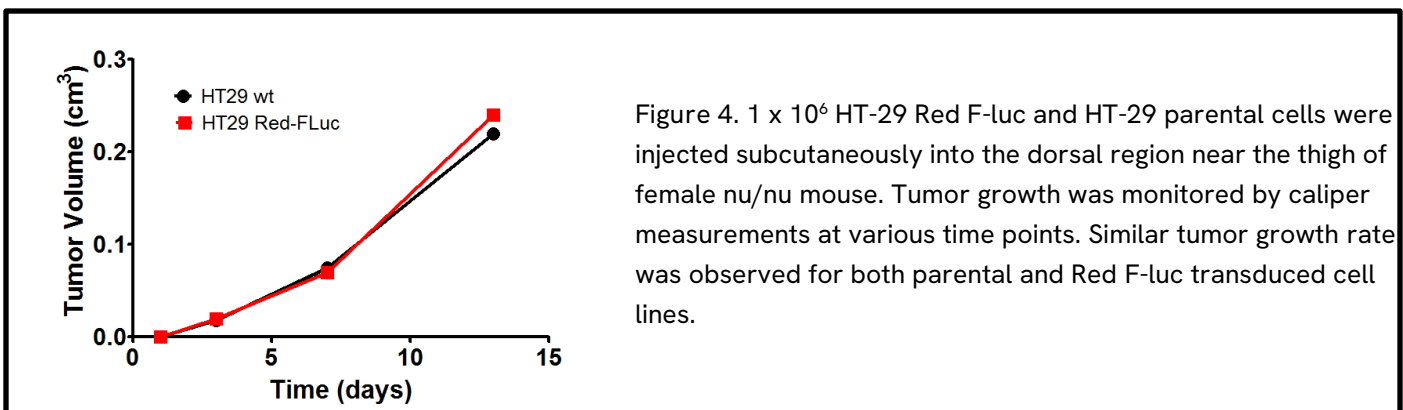
In Vitro BLI Signal Stability



Subcutaneous Tumor Growth in a Nu/nu Mouse



Tumor Growth Comparison Between Wild Type and Red F-luc Cells



This product is not for resale or distribution, except by authorized distributors. This product is sold for in vivo animal research use only and is not intended for any diagnostic use or procedures. The information provided in this document is valid for the specified lot number and date of analysis. This information is for reference purposes only and does not constitute a warranty or guarantee of the product's suitability for any specific use. Revvity, Inc., its subsidiaries, and/or affiliates (collectively, "Revvity") do not assume any liability for any errors or damages arising from the use of this document or the product described herein. REVVITY EXPRESSLY DISCLAIMS ALL WARRANTIES, INCLUDING WARRANTIES OF MERCHANTABILITY OR FITNESS FOR A PARTICULAR PURPOSE, REGARDLESS OF WHETHER ORAL OR WRITTEN, EXPRESS OR IMPLIED, ALLEGEDLY ARISING FROM ANY USAGE OF ANY TRADE OR ANY COURSE OF DEALING, IN CONNECTION WITH THE USE OF INFORMATION CONTAINED HEREIN OR THE PRODUCT ITSELF. Additionally, unless otherwise agreed to in writing by Revvity pursuant to a separate written agreement, no commercial use of this product is allowed. "Commercial use" means any and all uses of this product and/or its derivatives by a party for money or other consideration and may include without limitation: (1) product manufacture; (2) providing services, information or data to another party for remuneration; and/or (3) resale of the product or its derivatives, whether or not such product or derivatives are resold for use in research. Commercial use does not include the original purchaser providing the product to its contractor solely for use on the original purchaser's research; provided that all product materials are returned to the original purchaser and/or destroyed by the contractor upon completion of such project.